

## Category Management Dashboard

# Travel management

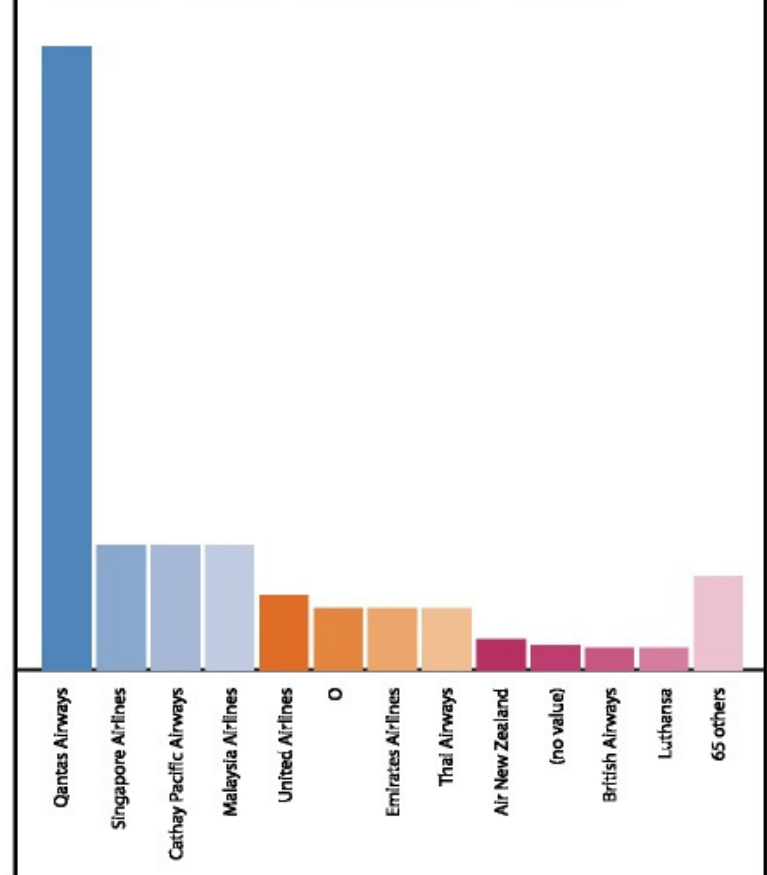
Travel is a significant and sensitive category to manage in many organisations. Procurement professionals need to avail themselves of their own GL, purchase card, airline and travel management companies' data to create useful category management dashboards.

Below, we feature four possible metrics for inclusion in the travel management dashboard.

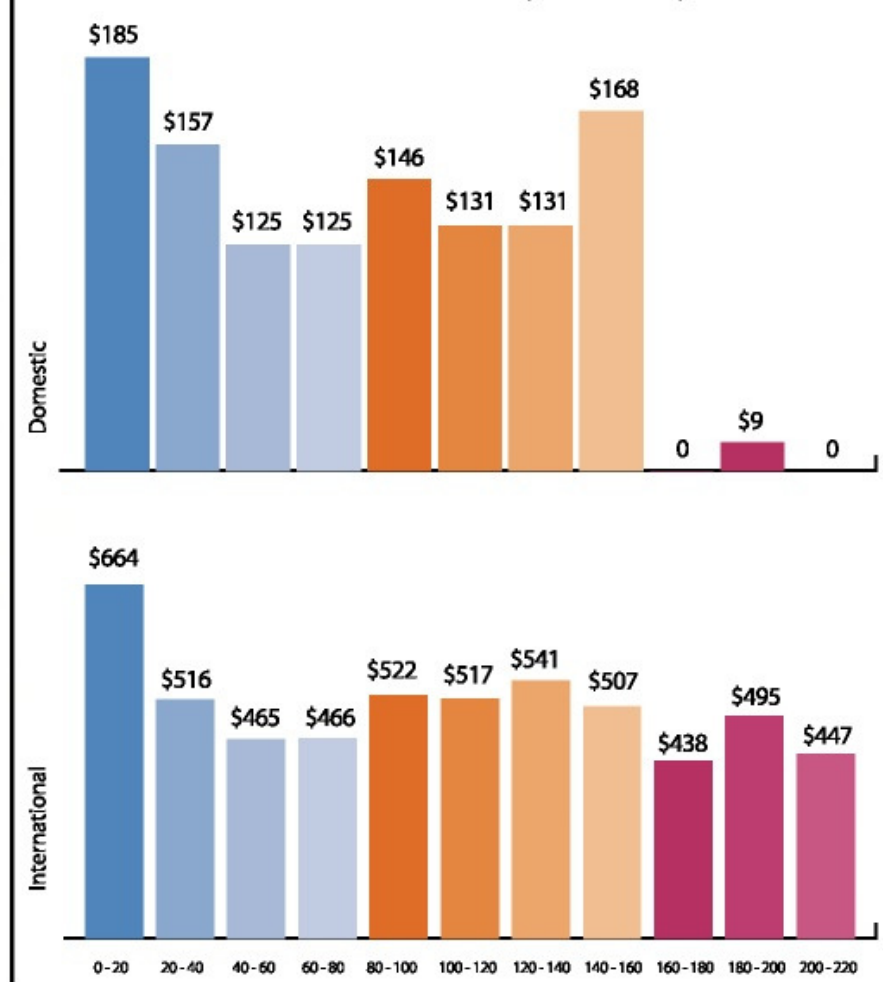
**Graph 1: Top Travellers by Spend**

Passenger	Total
Norma Jennings	\$5,848
Will Hayward	\$5,964
Bobby Briggs	\$6,161
Dale Cooper	\$10,101
Jocelyn Packard	\$10,137
Jean Renault	\$10,245
John Wheeler	\$10,254
Windom Earle	\$10,791
Dick Tremayne	\$10,832
Lawrence Jacoby	\$10,866
Andy Brennan	\$11,097
Pete Martell	\$11,289
Audrey Horne	\$11,940
Donna Hayward	\$12,042
Benjamin Horne	\$12,046
Shelly Johnson	\$15,662
<b>TOTAL</b>	<b>\$8,730,408</b>

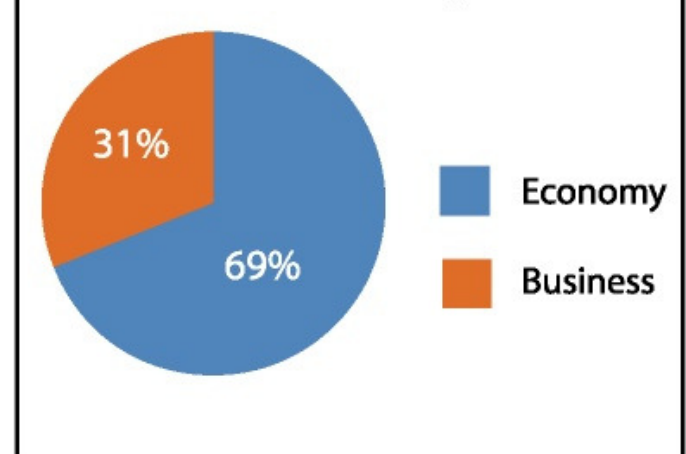
**Graph 2: Top Airlines by Spend**



**Graph 3: Average fare by the number of days between booking and flight**



**Graph 4: Spend by Class**



Should you have any queries regarding travel management dashboards, contact [pi@pibenchmark.com.au](mailto:pi@pibenchmark.com.au)